
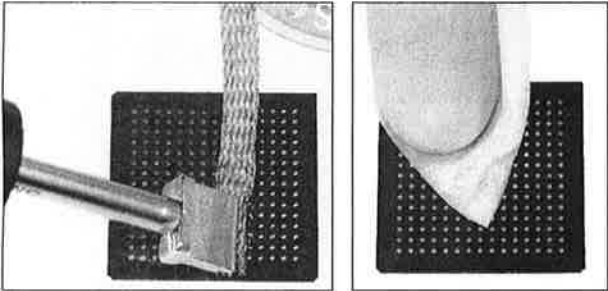


EZReball


User Instructions



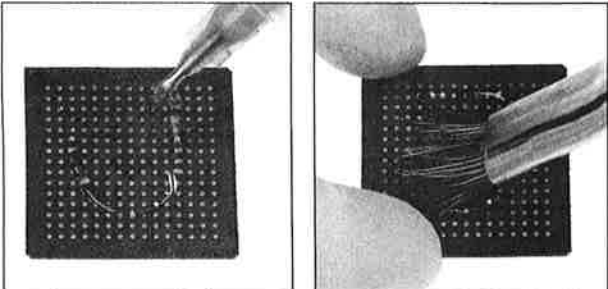
5 – Reflow BGA using your own profile




1 – Wick BGA and Clean with Alcohol




6 – Remove EZReball™ preform from BGA



2 – Apply thin layer of water soluble paste flux to BGA



7 – Clean BGA with alcohol



3 – Place BGA on top of EZReball™ preform



8 – Reballed BGA



4 – Align BGA with EZReball™ preform

BEST
3603 Edison Place • Rolling Meadows, IL 60008
v: 847.797.9250 • f: 847.797.9255
www.solder.net

Your **BEST** choice in Solder Rework/Repair, Solder Training and Soldering Tools